

NEW



MIDI EXCAVATOR | 90Z-1/100C-1

Operating weight: 8607/9733kg Net engine power: 52.4kW



THE STRONGEST CONTENDER.

THE JCB 90Z AND 100C ARE QUITE SIMPLY THE TOUGHEST 9 TO 10-TONNE EXCAVATORS WE'VE EVER BUILT. USING THE FULL RANGE OF OUR 50-YEAR EXPERTISE, TALKED TO CUSTOMERS JUST LIKE YOU TO MAKE SURE THAT THESE MACHINES WILL MEET YOUR DEMANDS.

A simplified H-frame construction and finite element analysis have helped us to create the ultimate heavy-duty structure. The 90z and 100c therefore combine durability with confidence-inspiring stability.



Tough by design.

- 1 For added structural strength, our clean and elegant dipper design is constructed from four plates.
- 2 The fully robot-welded high tensile steel boom and dipper is strengthened with internal baffle plates to offer a long and trouble-free service life.
- 3 Bodywork is made using 100% high strength pressed steel so it's strong, durable and easy to repair, with no fragile plastic sections.



Dig end durability.

4 With a heavy-duty boom cylinder guard, and the option of dipper and crowd ram guards, you can rest assured of maximum excavator arm protection, even during the toughest jobs.

5 Excavator hoses are safely routed through our heavy-duty kingpost, which is made to last using durable re-bushable pivots.

The best build quality.

6 Fold back your cab door and you'll see that it fits snugly within the counterweight length. This keeps it out of harm's way while you're working.

7 Hydraulic seals are the very latest O-ring face seal (ORFS) type, ensuring a robust connectivity between joints.

8 To help these machines perform anywhere, we equip them with high quality 450mm rubber tracks with interlocking links. Our optional 450mm/600mm steel tracks are fitted pre-drilled so you can attach rubber pads easily. Then you have the choice of dedicated Road Liner Pads (GeoGrip), which can be replaced segment-by-segment when they get worn.

9 Premium componentry comes as standard on the 90z and 100c. The spec list includes JCB Diesel by Kohler engines, Nachi and Bosch-Rexroth hydraulics, and Bridgestone tracks.



TOP PERFORMERS.

THE LATEST JCB 9 TO 10-TONNE COMPACT EXCAVATORS REPRESENT A HUGE LEAP FORWARD IN PERFORMANCE. PUT SIMPLY, IF YOU INVEST IN A 90Z OR 100C, YOU'LL GET UNSURPASSED LEVELS OF POWER, VERSATILITY AND PRODUCTIVITY.

Potent performance.

1 At the heart of these new JCB 10-tonne machines is a JCB Diesel by Kohler common rail Stage IIIB/Tier 4 final-compliant engine that's fitted with a Diesel Oxidation Catalyst, turbocharger and intercooler. Power has been increased to 55kW at 2000rpm, and the unit produces 305Nm of torque at 1500rpm.

2 You get class-leading tractive effort and tracking speed (4.4kph with a 100c and 4.6kph with a 90z) ensuring comprehensive dozer capabilities and swift travel times.

To increase productivity and reduce operator fatigue, our auto kickdown motors will automatically adapt to terrain changes.



1

Digging down.

3 There's a huge 188° bucket rotation, which helps to provide great spoil retention during truck loading. Both the 90z and 100c can also be equipped with your choice of dipper length, from 1.65-2.25m.

4 3 dipper lengths of 1.65m, 2.1m and 2.25m per model gives increased performance and for more versatility.



2



3



4

ZTS or CTS?

Both ZTS and CTS tailswing configurations have distinct productivity advantages so you'll need to choose which setup suits your business best. CTS provides superior stability, lifting capacity and a larger dig end, while the absence of any track overhang on ZTS makes for greater manoeuvrability in tight spaces.

Easier ground levelling and efficient site clean-up is guaranteed with our dozer blade float option. Choose the angled dozer blade for the most efficient trench back-filling.

5 We've achieved optimal dig end geometry by carefully matching the boom and dipper to each other. This superb balance helps you to operate with total ease in confined areas.

6 Dipper tearout forces are substantial (up to 49.9kN on both the 90z and 100c), unrivalled productivity and fast cycle times are all part of the package.

Hydraulic innovation.

7 A high quality closed centre pump and valve provides smooth and precise multifunctioning operation, as well as improved flow sharing.

Standard high and optional low flow auxiliary hydraulics enable you to operate all sorts of versatility-enhancing attachments. Proportional electronic control of the auxiliary lines with full adjustability means you can operate any attachment easily.

8 As an option the 90Z and 100C can be supplied as tilt rotate ready. Tiltrotate enhances your excavator's efficiency and overall productivity as it allows you to excavate, tilt, and rotate the bucket, or any other accessory, in one simultaneous operation.

Improved dozer design.

9 We've completely overhauled our dozer profile and angle so that performance is improved and soil retention is drastically reduced. Lift points are now tapered and situated behind the edge of the blade for added protection.



THE COMFORTABLE FAVOURITE.

WE'VE MADE THE JCB 90Z AND 100C ERGONOMIC AND COMFORTABLE TO OPERATE. AFTER ALL, AN OPERATOR WHO'S FRESH AND ALERT ALL DAY LONG WILL ALWAYS ACHIEVE HEIGHTENED LEVELS OF PRODUCTIVITY.

A productive environment.

- 1** We've boosted overall space in our excavator cabs. This means there's plenty of storage, a phone tray, stowage net and a cup holder. A large door provides easy safe cab access.
- 2** Operators will find our standard-fit fully adjustable suspension seat very comfortable; they'll be even more impressed with our heated air suspension option, boasting independent adjustable positions for excellent ergonomics. An informative colour LCD display is at the centre of our intuitive switch layout, and you can even spec an optional reversing camera.
- 3** The 3-speed heater and window de-mister on your 90z or 100c, with 9-adjustable air vents ensure a comfortable and productive working environment.

For added comfort a high performing air conditioning system is available as an option and there's also a radio and 12V phone charger.



Smoothly does it.


4 The hydraulic valve block is isolated from the chassis by rubber mounts, thus reducing in-cab noise and vibration. The valve block is nevertheless easy to access under the side-opening bonnet.

5 A standard-fit ergonomic electro-hydraulic dozer control ensures smooth and precise grading control.

6 Switching between single and double-acting auxiliary flow is easy with our convenient cab-mounted switch.

7 You can operate a huge variety of attachments seamlessly by toggling between 10 different electro proportional high flow line rates.

8 Short pitched tracks engage every tooth on the sprocket, helping to reduce vibration and noise whilst maintaining a very smooth ride on the JCB 90z and 100c.



SAFETY AND SERVICEABILITY.

A SAFE SITE IS OF PARAMOUNT IMPORTANCE TO ANY OWNER; LIKewise MACHINERY THAT'S EASY AND FAST TO SERVICE. BOTH THE 90Z AND 100C WILL PROTECT MACHINERY, OPERATORS AND BYSTANDERS ALIKE, AS WELL AS PROVIDING DOWNTIME-MINIMISING SERVICEABILITY.


Front screen guards can be specified to provide total peace of mind to operators. Standard boom and optional cab worklight guards are another option that protects vulnerable components during hazardous applications.



Optional (territory dependent) boom, dozer and dipper hose burst check valves (HBCVs) aid lifting and make operations safer.

Safety first.

- 1 JCB's safety lever lock isolates hydraulic functions to prevent unintended movements.
- 2 To ensure that your hydraulics are only operated in a safe lockable position, JCB's unique 2GO system requires the operator to acknowledge they are ready to work.
- 3 There's a clear view of the front right track on both the JCB 90z and 100c, courtesy of a 70/30 front screen split. This makes trench digging and manoeuvring safer.
- 4 Stability on these machines is best-in-class. Hardly surprising when you consider that both are blessed with a large track frame width and a low centre of gravity.



Excellent SAE service rating equates to greater uptime for both the JCB 90z and 100c. Our machines are more serviceable courtesy of features like a gas-strutted 30-degree tilting cab. You don't need special tools to operate this either, so routine checks are quicker to perform than ever.

Routine servicing.

5 Greasing intervals at the dozer and dig end are a best-in-class 500 hours, which saves you time and money. This is made possible because we use graphite impregnated bronze bushes.

6 Material build-up is prevented by a sealed idler tension unit and an open frame undercarriage design with sloping track legs. This means the 90z and 100c are easier to clean.

7 Key components like the rotary joint, swing cylinder, removable side skirts and in-fill panel are all easily accessed via the tilting cab.

8 For reduced fuel spillage and increased safety, fit your machine with JCB's optional refuelling pump with its auto stop function.

There are colour-coded hydraulic hoses to make identification simple. Hoses from the dozer all terminate at the bulkhead, which means that replacing them is easy.

9 To make access safer and bodywork better-protected, we've fitted a cast anti-slip tread plate. Meanwhile, our two-piece floor mat is easy to remove for cleaning.



LOW COST OF OWNERSHIP.

ENSURING A LOW COST OF OWNERSHIP IS FOREMOST IN OUR CUSTOMERS' MINDS. THAT'S WHY WE'VE BUILT THE JCB 90Z AND 100C TO KEEP RUNNING COSTS AFFORDABLE AND PRODUCTIVITY HIGH.

A great investment.

- 1** Fuel combustion in the JCB Diesel by Kohler engine is so clean that the unit doesn't require a diesel particulate filter (DPF). This reduces servicing, increases uptime and improves fuel efficiency.
- 2** Engine revs on your 90z or 100c automatically drop to 950 rpm when the operator's armrest is raised. This combined with the Auto Idle feature therefore reduces fuel economy and noise levels even further.
- 3** Auto Idle is programmable and can be set to activate after the controls have been unused for any period between 2 and 30 seconds.
- 4** The load-sensing hydraulics on JCB's 9 to 10-tonne excavators only consume power on demand, conserving fuel for when you need it most.
- 5** There are two separate dig modes (efficiency-boosting ECO or productivity-enhancing Heavy), allowing you to tweak your performance for any job.

With identical bucket pin geometry to the world leading JCB 3CX backhoe loader, attachments are fully interchangeable.



LIVELINK, WORK SMARTER.

JCB LIVELINK IS AN INNOVATIVE SOFTWARE SYSTEM THAT LETS YOU MONITOR AND MANAGE YOUR MACHINES REMOTELY – ONLINE, BY EMAIL OR BY MOBILE PHONE.

Productivity and cost benefits –

Machine location information can improve fleet efficiency and you may even enjoy reduced insurance costs courtesy of the added security that LiveLink brings.

** Note: Please consult your local dealer for LiveLink availability*

LIVELINK



Maintenance

benefits – Accurate hours monitoring, maintenance history records, critical machine alerts and service alerts improve maintenance planning.

Security benefits – Real-time geofencing lets you set operating zones and curfew alerts that tell you when your machinery outside of pre-determined times. Location information helps you store machines safely.

VALUE ADDED.

JCB'S WORLDWIDE CUSTOMER SUPPORT IS FIRST CLASS. WHATEVER YOU NEED AND WHEREVER YOU ARE, WE'LL BE AVAILABLE QUICKLY AND EFFICIENTLY TO HELP MAKE SURE YOUR MACHINERY IS PERFORMING TO ITS FULL POTENTIAL.



1

1 Our Technical Support Service provides instant access to factory expertise, day or night, while our Finance and Insurance teams are always on hand to provide fast, flexible, competitive quotes.

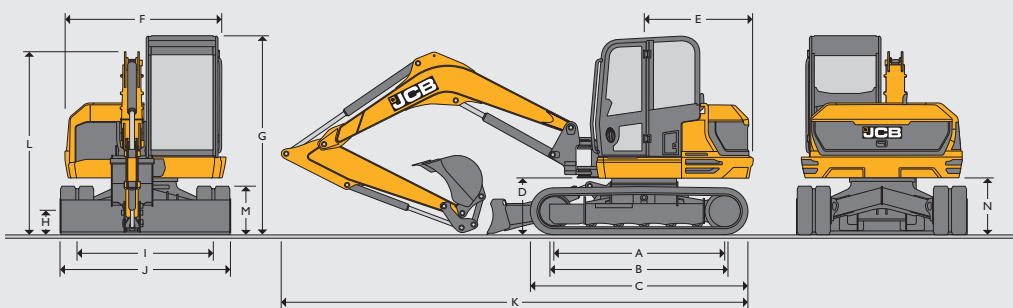
JCB Premiercover offers comprehensive extended warranties and service agreements, as well as service-only or repair and maintenance contracts. Irrespective of what you opt for, our Maintenance teams around the world charge competitive labour rates, and offer non-obligation quotations as well as fast, efficient insurance repair work.



2

2 The global network of JCB Parts Centres is another model of efficiency; with 15 regional bases, we can deliver around 95% of all parts anywhere in the world within 24 hours. Our genuine JCB parts are designed to work in perfect harmony with your machine for optimum performance and productivity.

STATIC DIMENSIONS



Machine model		100c-1	90z-1
A	Sprocket idler centres	mm	2325
B	Track length on ground	mm	2325
C	Undercarriage overall length – rubber	mm	2950
	Undercarriage overall length – steel		2900
D	Kingpost clearance	mm	793
E	Tailswing radius	mm	1601
			1145
F	Overall width of superstructure	mm	2187
G	Height over cab	mm	2706
H	Ground clearance	mm	350
I	Track gauge	mm	1850
J	Width over tracks (450 shoes)	mm	2300
K	Transport length with standard dipper	mm	6860
			6585
L	Transport height with standard dipper	mm	2593
			2580
M	Track height	mm	650
N	Counterweight clearance	mm	762

ENGINE

Machine model		100c-1	90z-1
Model		Stage IIIB / Tier 4 Final KDI 2504 TCR	
Fuel		Diesel	
Cooling		Water cooled	
Gross power ISO 14396	kW @ 2000 rpm	55.0	
Net power	kW @ 2000 rpm	52.4	
Gross torque ISO 14396	Nm @ 1500 rpm	305.0	
Displacement	cc	2500	
Gradeability	degrees	30	
Starter motor	kW	2.0	
Battery	volt / amps	12V / 750CCA	
Alternator	volt / amps	12V / 80A	

UNDERCARRIAGE

Machine model		100c-1	90z-1
No of top rollers		1	
No of bottom rollers		5	
Track width rubber (STD)	mm	450	
Track width steel	mm	450/600	
Ground clearance	mm	350	
Track tensioning		Grease	
Travel speed – low	kph	2.4	2.5
Travel speed – high	kph	4.4	4.6
Tractive effort	kN	59.8	58

HYDRAULIC SYSTEM

Machine model		100c-1	90z-1
Nominal output @ 2000rpm	lpm	148	
Excavator/track main relief pressure	bar	300	
Slew main relief pressure	lpm	226	
Auxiliary low flow	lpm	25	
Auxiliary high flow	lpm	100	
Auxiliary low flow	bar	190	
Auxiliary high flow	bar	190	
Hydraulic motors		Piston	

WEIGHTS

Machine model		100c-1	90z-1
Operating weight* (450mm rubber tracks)	kg	9733	8607
Shipping** weight (450mm rubber tracks)	kg	9565	8439
With FOGS guard – Stage 1	kg	+14	
With FOGS guard – Stage 2	kg	+97	
With FOGs Guard – Stage I HVAC	kg	+49	
With steel tracks (450mm)	kg	+184	
With steel tracks (600mm)	kg	+367	
With Geo grip tracks (450mm)	kg	+134	
Ground bearing pressure (450mm tracks)	kg/cm ²	0.46	0.41
Ground bearing pressure (600mm tracks)	kg/cm ²	0.35	0.31
With narrow dozer (2220mm)	kg	-5	
With wide dozer (2470mm)	kg	+18	
With 4way dozer	kg	+217	
With long dipper (2250mm)	kg	+16	
With short dipper (1650mm)	kg	-48	
With quickhitch	kg	+95	

*Operating weight to ISO 6016 including cab, rubber tracks, standard dipper, 600mm bucket (90z), 900mm (100c adding 43kg of weight), full tanks and a 75kg operator.

** Shipping weight to ISO 6016 is mass of the base machine without an operator, with fuel level at 10% of tank capacity.

SERVICE CAPACITIES

Machine model	100c-1	90z-1
Fuel tank	112	112
Engine coolant	12.1	12.1
Engine oil	11.2	11.2
Hydraulic system	118	118
Hydraulic tank	66	66

OPERATOR STATION

Machine model	100c-1	90z-1
Cab/canopy height	mm	1554
Cab/canopy height with FOGS guard LEVEL 1	mm	1643
Cab/canopy height with FOGS guard LEVEL 2	mm	1730
Cab/canopy length	mm	1942
Cab/canopy width	mm	1040
Distance from seat base to roof	mm	1120
Door aperture width	mm	612

NOISE & VIBRATION

		Uncertainty	Measurement Conditions
Noise at the operator station (Lpa)	74 dB (Kpa)	1 dB	ISO 6396:2008
Noise emission from the machine (Lwa)	96 dB (Kwa)	2 dB	ISO 6395:1988
Hand Arm Vibration (m/s²)			
Tracking duty	3.3* (k)	1.6	EN ISO 5349-2:2001 (based upon a test cycle defined in SAE J 1166)
Low idle and excavating duty	≤ 2.5 (k)	**	EN ISO 5349-2:2001 (based upon a test cycle defined in SAE J 1166)
Whole body vibration (m/s ²)	0.46 (k)	0.23	ISO 2631-1:1997

* Using foot operation for long periods of tracking will prevent exposure to Hand-Arm Vibration above the action level.
 ** Based on 50% uncertainty of measurement.

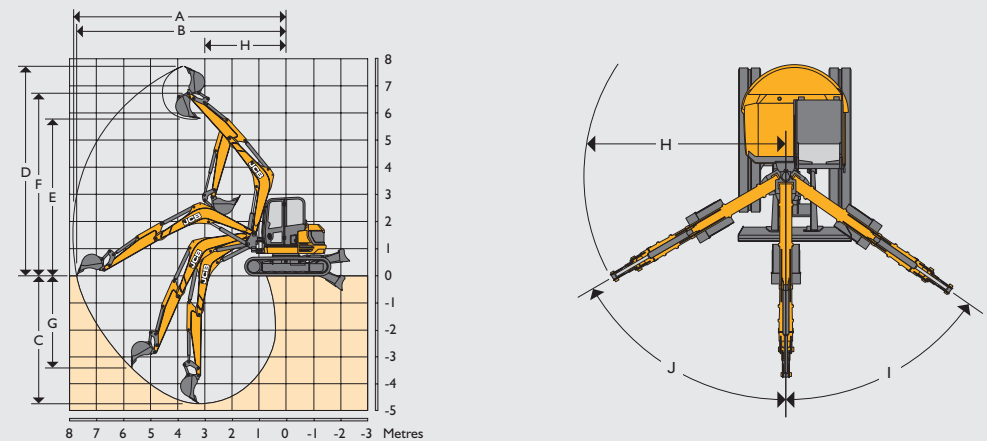
STANDARD EQUIPMENT

Tilting cab, Fully glazed TOPS certified cab with JCB Impact Protection front screen, 2 speed intermittent wiper with wash/wipe, Roof mounted worklights, 3 speed heater/demister with 9 adjustable air vents, Colour LCD display, Digital clock, Adjustable sunblind, Internal lockable toolbox, Cup holder, Coat hook, 12v accessory socket, Interior light, Full audio/visual warning systems, Radio ready kit, Auto idle throttle, Below idle system, 2 digging modes (Eco and Heavy), ISO servo controls with electro-hydraulic dozer lever, Electro-proportional thumb controlled high flow double acting auxiliary, 10 selectable auxiliary flow rates, Joystick mounted hammer switch, Electronic single/double acting auxiliary changeover valve, Neutral start, Full control isolation, "2 go" hydraulic isolation, Midback suspension seat, 2 piece removable floor mat, Beacon ready kit, Two speed tracking, Auto-kickdown track motors, 450mm short pitch rubber tracks, Double element air cleaner, Heavy-duty alternator, Heavy-duty battery, Hydraulic slew braking with disc type park brake, ORFS hydraulics, Colour coded hydraulic hoses, Bushed kingpost, 500 hour dig end greasing intervals, Heavy duty boom cylinder guard, Protected boom worklight, 2100mm dipper, 2 position bucket tipping link – Speed and Power, Quick release auxiliary couplers, 100% steel bodywork, CESAR datatag (UK only).

OPTIONAL EQUIPMENT

Air-conditioning, FOGS guard stage 1 or 2, 450mm or 600mm steel tracks, 450mm Geo Grip Road Liner tracks, Fan & chaff guards, Battery isolator (standard for EU), High back seat or deluxe heated high back air-suspension seat, Radio installation, Electro-proportional thumb controlled low flow auxiliary, Hose burst check valve lifting kit (dozer, boom & dipper), Bucket-to-grab change over valve, Mechanical quickhitch, Hydraulic quickhitch, Hydraulic quickhitch ready pipework, General purpose digging buckets, Ditch/grading buckets, Hydraulic hammers, Rotating/strobe beacon, Travel alarm, White noise alarm, Face fan, Toolkit, Greasegun & cartridge, Fire extinguisher, Exterior cab mounted mirrors, Interior mirror, Electric refuelling pump, JCB Immobiliser (Unique key or keypad system), Dozer float, Angled dozer blade, Dual pattern controls (ISO/SAE change-over), Front screen guard (Fine or coarse), Twin pair of front LED roof mounted worklights, Short and long dipper options, Thumb ready dipper, Livelink, Special paint options, Block heater 110/240V.

WORKING RANGE








		100c-1	90z-1
Dipper length	mm	1650 / 2100 / 2250	1650 / 2100 / 2250
Boom length	mm	3682	3360
A Max digging reach	mm	7065 / 7475 / 7560	6940 / 7542 / 7495
B Max digging reach on ground	mm	6888 / 7315 / 7438	6807 / 7269 / 7389
C Max digging depth - dozer up	mm	4121 / 4571 / 4575	3527 / 4153 / 4119
Max digging depth - dozer down	mm	4105 / 4555 / 4559	3511 / 4137 / 4103
D Max digging height	mm	7018 / 7321 / 7478	6853 / 7181 / 7297
E Max dump height	mm	5186 / 5490 / 5660	4970 / 5320 / 5419
F Max height to dipper nose pivot pin	mm	6128 / 6435 / 6537	5914 / 6248 / 6357
G Max vertical wallcut depth	mm	1877 / 2257 / 3507	3239 / 2890 / 3821
H Min front swing radius (no offset)	mm	2705 / 2863 / 2906	2958 / 3102 / 3156
Min front swing radius (fully offset)	mm	2162 / 2360 / 2408	2364 / 2508 / 2562
I Boom swing left	degrees		55
J Boom swing right	degrees		60
Bucket rotation	degrees		188
Dipper rotation	degrees	122	114
Bucket tearout (power position)	kN	72.2	57.1
Dipper tearout	kN	49.9 / 42.3 / 40.3	
Slew speed	rpm	8.2	7.9

DOZER

Machine model	100c-1	90z-1
Dozer length	mm	1497
Max height above ground	mm	471
Dig depth below ground	mm	461
Approach angle	degrees	27.8
Width	mm	2320
Height	mm	473
Reach in front of tracks	mm	615














LIFT CAPACITY – 450MM RUBBER TRACKS, 3682MM BOOM, 1650MM DIPPER, NO BUCKET

100C

Load Point	2.0m			3.0m			4.0			5.0m			Capacity at maximum reach			Distance
																
Height	Dozer Up	Dozer Down	Over Side	Dozer Up	Dozer Down	Over Side	Dozer Up	Dozer Down	Over Side	Dozer Up	Dozer Down	Over Side	Dozer Up	Dozer Down	Over Side	Distance
m	kg	kg	kg	kg	kg	kg	kg	kg	kg	kg	kg	kg	kg	kg	kg	m
5.0							1856*	1759*	1856*				1945	1842	1646	4.68
4.0							1986*	1882*	1986*	1907	1807	1488	1745	1818	1308	5.43
3.0				3310*	3136*	3076	2419*	2292*	2015	1960	1956	1460	1537	1833	1151	5.87
2.0							2656	2825*	1926	1916	2187	1420	1442	1869	1077	6.08
1.0							2579	3214*	1856	1875	2387*	1382	1419	1914	1057	6.10
0.0				2599*	2462*	2599	2542	3318*	1823	1849	2466	1358	1472	1969	1093	5.91
-1.0	3050*	2890*	3050*	4033	4398*	2753	2537	3161*	1819	1844	2357	1353	1623	2020	1199	5.50
-2.0	5738*	5436*	5577	3916*	3710*	2787	2560	2706*	1839				1980	2049	1452	4.79
-3.0				2536*	2402*	2536							2029	1922	2029	3.55


LIFT CAPACITY – 450MM RUBBER TRACKS, 3682MM BOOM, 2100MM DIPPER, NO BUCKET

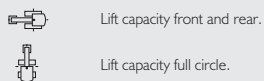
100C

Load Point	2.0m			3.0m			4.0			5.0m			Capacity at maximum reach			Distance
																
Height	Dozer Up	Dozer Down	Over Side	Dozer Up	Dozer Down	Over Side	Dozer Up	Dozer Down	Over Side	Dozer Up	Dozer Down	Over Side	Dozer Up	Dozer Down	Over Side	Distance
m	kg	kg	kg	kg	kg	kg	kg	kg	kg	kg	kg	kg	kg	kg	kg	m
5.0							1545*	1464*	1545*	1695*	1605*	1533	1742	1650	1421	5.24
4.0							1700*	1610*	1700*	1705*	1615*	1528	1568	1651	1182	5.90
3.0				2630*	2492*	2630*	2132*	2020*	2066	1896*	1796*	1495	1405	1677	1057	6.31
2.0				4189*	3969*	2938	2704	2582*	1970	1946	2057*	1448	1330	1717	998	6.50
1.0				2102*	1991*	2102*	2607	3067*	1882	1896	2304*	1401	1312	1767	982	6.51
0.0				3017*	2859*	2724	2551	3299*	1831	1860	2451*	1368	1348	1823	1006	6.34
-1.0	2747*	2603*	2747*	4000	4647*	2725	2532	3263*	1814	1845	2438*	1354	1460	1887	1086	5.96
-2.0	4870*	4613*	4870*	4031	4157*	2752	2543	2960*	1824	1854	2182*	1362	1705	1942	1260	5.33
-3.0	5124*	4855*	5124*	3332	3156*	2811	2344	2221*	1868				2062	1954	1700	4.30

LIFT CAPACITY – 450MM RUBBER TRACKS, 3682MM BOOM, 2250MM DIPPER, NO BUCKET

100C
















Load Point	2.0m			3.0m			4.0			5.0m			Capacity at maximum reach			Distance
																
Height	Dozer Up	Dozer Down	Over Side	Dozer Up	Dozer Down	Over Side	Dozer Up	Dozer Down	Over Side	Dozer Up	Dozer Down	Over Side	Dozer Up	Dozer Down	Over Side	Distance
m	kg	kg	kg	kg	kg	kg	kg	kg	kg	kg	kg	kg	kg	kg	kg	m
5.0										1607*	1522*	1549	1685	1596	1361	5.42
4.0										1600*	1516*	1600*	1637*	1551*	1541	6.06
3.0							2031*	1924*	2031*	1835*	1739*	1507	1368	1631	1031	6.45
2.0				2407*	2281*	2407*	2633*	2495*	1986	1957	2009*	1458	1296	1671	975	6.64
1.0				3951*	3743*	2976	2619	3008*	1893	1904	2271*	1409	1279	1721	958	6.65
0.0				2497*	2366*	2497*	2556	3280*	1836	1865	2438*	1372	1313	1779	981	6.48
-1.0	2647*	2507*	2647*	3102*	2939*	2725	2532	3284*	1814	1846	2453*	1355	1412	1839	1051	6.12
-2.0	4558*	4318*	4558*	3992	4496*	2719	2538	3026*	1820	1851	2246*	1360	1630	1900	1207	5.51
-3.0	5610*	5315*	5547	4020	4284*	2742	2514*	2382*	1858				2041	1933	1582	4.53


















Notes:

- Lifting capacities are based on ISO 10567, that is: 75% of minimum tipping load or 87% of hydraulic lift capacity, whichever is the less. Lifting capacities marked* are based on hydraulic capacity.
- Lift capacities assume that the machine is on firm level ground and equipped with an approved lifting point.
- A bucket must be fitted when lifting, the weight of this bucket must be deducted from the above lift capacities.
- Lift capacities may be limited by local regulations. Please refer to your dealer.
















LIFT CAPACITIES – 450MM RUBBER TRACKS, 3360MM BOOM, 1650MM DIPPER, NO BUCKET 90Z

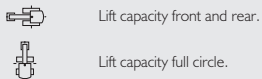
Load Point	2.0m			3.0m			4.0			5.0m			Capacity at maximum reach			Distance
																
Height	Dozer Up	Dozer Down	Over Side	Dozer Up	Dozer Down	Over Side	Dozer Up	Dozer Down	Over Side	Dozer Up	Dozer Down	Over Side	Dozer Up	Dozer Down	Over Side	Distance
m	kg	kg	kg	kg	kg	kg	kg	kg	kg	kg	kg	kg	kg	kg	kg	m
5.0							1454*	1664*	1398				1514	1733	1225	4.32
4.0							1441*	1650*	1389*	1388	1655*	971	1323	1674	925	5.14
3.0				2137*	2446*	2059*	1690*	1935*	1350	1374	1717*	958	1139	1674	794	5.61
2.0				2968	3654*	1921	1881	2367*	1280	1340	1891*	928	1059	1700	735	5.83
1.0				1826*	2090*	1760*	1810	2731*	1218	1306	2058*	897	1039	1737	718	5.85
0.0				2799	3458*	1782	1771	2865*	1185	1283	2124*	877	1083	1782	746	5.65
-1.0	2799*	3204*	2698*	2809	3914*	1790	1765	2733*	1179	1281	1980*	876	1213	1822	832	5.21
-2.0	4212*	4821*	3669*	2778*	3179*	1824	1790	2222*	1202				1539	1802	1046	4.45
-3.0																

LIFT CAPACITY – 450MM RUBBER TRACKS, 3360MM BOOM, 2100MM DIPPER, NO BUCKET 90Z

Load Point	2.0m			3.0m			4.0			5.0m			Capacity at maximum reach			Distance
																
Height	Dozer Up	Dozer Down	Over Side	Dozer Up	Dozer Down	Over Side	Dozer Up	Dozer Down	Over Side	Dozer Up	Dozer Down	Over Side	Dozer Up	Dozer Down	Over Side	Distance
m	kg	kg	kg	kg	kg	kg	kg	kg	kg	kg	kg	kg	kg	kg	kg	m
5.0							1188*	1360*	1145*				1341	1535	1027	4.92
4.0							1225*	1402*	1181*	1269*	1453*	1011	1168	1515	822	5.64
3.0							1481*	1695*	1395	1368*	1566*	990	1033	1526	725	6.06
2.0				2708*	3099*	2006	1880*	2152*	1319	1369	1771*	954	970	1555	677	6.26
1.0				2875	3434*	1844	1839	2590*	1244	1326	1982*	916	952	1593	662	6.28
0.0				2798	3616*	1781	1783	2834*	1195	1294	2114*	887	985	1643	682	6.09
-1.0	2395*	2741*	2308*	2788	4156*	1772	1762	2826*	1177	1281	2091*	876	1076	1687	742	5.70
-2.0	4140*	4738*	3585	2815	3615*	1795	1773	2519*	1187	1298	1740*	890	1288	1713	884	5.03
-3.0	3361*	3847*	3240*	2170*	2483*	1856						1429	1429	1635	1287	3.89

LIFT CAPACITY – 450MM RUBBER TRACKS, 3360MM BOOM, 2250MM DIPPER, NO BUCKET 90Z

Load Point	2.0m			3.0m			4.0			5.0m			Capacity at maximum reach			Distance
																
Height	Dozer Up	Dozer Down	Over Side	Dozer Up	Dozer Down	Over Side	Dozer Up	Dozer Down	Over Side	Dozer Up	Dozer Down	Over Side	Dozer Up	Dozer Down	Over Side	Distance
m	kg	kg	kg	kg	kg	kg	kg	kg	kg	kg	kg	kg	kg	kg	kg	m
5.0										1268*	1451*	1016	1294	1481	976	5.11
4.0										1150*	1317*	1109*	1215*	1391*	1023	5.80
3.0							1407*	1610*	1356*	1322*	1513*	1001	1002	1482	704	6.21
2.0				2544*	2911*	2036	1812*	2073*	1333	1379	1727*	963	942	1511	659	6.41
1.0				2896	3953*	1862	1850	2534*	1254	1334	1951*	923	927	1551	646	6.42
0.0				2803	3679*	1784	1789	2812*	1200	1299	2102*	891	955	1599	663	6.24
-1.0	2286*	2617*	2204*	2783	4211*	1769	1763	2844*	1178	1283	2109*	877	1037	1646	717	5.86
-2.0	3850*	4406*	3560	2806	3734*	1787	1769	2590*	1183	1292	1848*	885	1226	1684	843	5.21
-3.0	3788*	4335*	3651*	2379*	2722*	1842	1562*	1788*	1228				1427	1633	1172	4.15



- Notes:**
- Lifting capacities are based on ISO 10567, that is: 75% of minimum tipping load or 87% of hydraulic lift capacity, whichever is the less. Lifting capacities marked* are based on hydraulic capacity.
 - Lift capacities assume that the machine is on firm level ground and equipped with an approved lifting point.
 - A bucket must be fitted when lifting, the weight of this bucket must be deducted from the above lift capacities.
 - Lift capacities may be limited by local regulations. Please refer to your dealer.



ONE COMPANY, OVER 300 MACHINES.

Your nearest JCB dealer

Midi Excavator 90Z-1/100C-1

Operating weight: 8607/9733kg Net engine power: 52.4kW

JCB Sales Limited, Rokester, Staffordshire, United Kingdom ST14 5JP.

Tel: +44 (0)1889 590312 Email: salesinfo@jcb.com

Download the very latest information on this product range at: www.jcb.com

©2009 JCB Sales. All rights reserved. No part of this publication may be reproduced, stored in a retrieval system, or transmitted in any form or by any other means, electronic, mechanical, photocopying or otherwise, without prior permission from JCB Sales. All references in this publication to operating weights, sizes, capacities and other performance measurements are provided for guidance only and may vary dependant upon the exact specification of machine. They should not therefore be relied upon in relation to suitability for a particular application. Guidance and advice should always be sought from your JCB Dealer. JCB reserves the right to change specifications without notice. Illustrations and specifications shown may include optional equipment and accessories. All images are correct at time of print. The JCB logo is a registered trademark of J.C. Bamford Excavators Ltd.

